

Baxter

dialyzers

EVERY TREATMENT, EVERY PATIENT, EVERY DAY.



Making possible personal.

MEMBRANES DESIGNED TO SUPPORT YOUR EVERY NEED

Our technological advances in membrane design, chemical compositions and sterilization methods have consistently helped us design dialyzers with enhanced performance and versatility. This allows us to provide the most extensive dialyzer range in the industry, covering a clinic's needs from standardized to personalized care.

A horizontal dialyzer unit with a blue label and a blue stripe.

GAMBRO PORACTON
MEMBRANE

HIGH PERFORMANCE

A horizontal dialyzer unit with a green label and a green stripe.

GAMBRO POLYAMIX
MEMBRANE

VERSATILE DESIGN

A horizontal dialyzer unit with a yellow label and a yellow stripe.

CELLULOSE TRIACETATE
MEMBRANE

**ALTERNATIVE, NON-SYNTHETIC
MEMBRANE**

A horizontal dialyzer unit with an orange label and an orange stripe.

GAMBRO AN 69 ST
MEMBRANE

HIGH ADSORPTION CAPABILITIES

A horizontal dialyzer unit with a dark red label and a dark red stripe.

HIGH CUT-OFF
MEMBRANE

**SPECIALIZED
TREATMENT MEMBRANE**

A horizontal dialyzer unit with a purple label and a purple stripe.

MEDIUM CUT-OFF
MEMBRANE

**HDF PERFORMANCE AND BEYOND IN
THE REMOVAL OF MIDDLE AND LARGER
MIDDLE MOLECULES, AS SIMPLE AS HD**

A PORTFOLIO OF DISTINCT MEMBRANES OFFERING
STANDARDIZED TO PERSONALIZED TREATMENTS

GAMBRO PORACTON

MEMBRANE

Precise pore sizes, distribution and selectivity give you high clearance of small and middle molecules

GAMBRO POLYAMIX

MEMBRANE

Versatile design improves solute clearance for diverse patient needs

CELLULOSE TRIACETATE

MEMBRANE

An effective alternative for patients with sensitivities to some membrane materials

GAMBRO AN 69 ST

MEMBRANE

Heparin adsorptive hydrogel membrane for reduced or heparin free dialysis; membrane designed to provide efficient removal of uremic toxins and inflammatory mediators by adsorption

HIGH CUT-OFF

MEMBRANE

Maximizes the removal of targeted free light chains (FLC) and other plasma components up to 60 kDa

MEDIUM CUT-OFF

MEMBRANE

The medium cut-off (MCO) membrane combines high permeability to large uremic toxins with enhanced selectivity

- HFHD

|

HIGH FLUX HD
- LFHD

|

LOW FLUX HD
- HF

|

HEMOFILTRATION
- HDF

|

HEMODIAFILTRATION
- HD


|

HEMODIALYSIS
- HDx

|

EXPANDED HEMODIALYSIS
- AFB-K

|

ACETATE FREE BIOFILTRATION WITH POTASSIUM PROFILED DIALYSATE
- 

|

TYPICAL PATIENT PROFILE


GAMBRO REVACLEAR

DIALYZER

HFHD | HDF

Consistent and high performance with operational simplicity

- Excellent performance can drive efficiencies^{1,2}; two size options can meet the majority of patients' clearance needs³
- Effectively clears small and middle molecules^{1,4,5}
- Reduced priming and rinse-back volume may minimize the potential risk of sodium loading^{6,7,8,*}



GENERAL HEMODIALYSIS (HD) PATIENT POPULATION


GAMBRO POLYFLUX L

DIALYZER

LFHD

Superior performance in a low flux dialyzer

- Features an exclusive 3-layered membrane for stable and high transport rates
- Effective clearance of urea and phosphates^{9,10}
- Protects patients against the transfer of endotoxins from the dialysate^{6,11-14}



LOW FLUX DIALYZER THERAPY PATIENTS


GAMBRO POLYFLUX H

DIALYZER

HDF | HFHD | HF

Treatment across several modalities: hemodiafiltration, high flux, hemofiltration

- Effective removal of middle molecules and minimized loss of large proteins, such as albumin, in convective therapies¹⁵⁻¹⁹
- Promotes biocompatibility and endotoxin retention^{6,17}
- Designed to minimize the risk of clotting⁹



HEMODIAFILTRATION (HDF) PATIENTS


GAMBRO POLYFLUX R & LR

DIALYZER

HFHD* | LFHD**

Trusted and validated re-use dialyzer with a proven history

- Can maintain the sieving capabilities of the POLYAMIX membrane for up to 15 times per patient²⁰
- Consistent Kt/V_{urea} clearances²⁰
- A low flux treatment offering designed for stable clearances and reduced clotting⁹



PATIENTS DIALYZING IN RE-USE ENVIRONMENTS

* POLYFLUX R dialyzer

** POLYFLUX LR dialyzer


GAMBRO POLYFLUX 2H & 6H

DIALYZER

HFHD | HDF | HF*

The choice for low body weight patients

- Ideal for patients with low and very low body weights, typically children^{6,21,22}
- Two small blood compartment sizes promote simple and easy priming²¹
- Effective middle molecule removal^{6,15,16,18,19,23}
- Suitable for use in both high flux dialysis and convective treatments^{6,25,26}



LOW BODY WEIGHT PATIENTS, TYPICALLY CHILDREN

* POLYFLUX 6H dialyzer only


EXELTRA

DIALYZER

HFHD

Effective clearance for challenging patients

- High performance in clearing small and middle molecules^{27,28}
- Reduced platelet aggregation vs. dialyzers with polysulfone membranes²⁹
- An alternative for patients with sensitivities to other types of membrane materials²⁹⁻³²
- Reduced risk of thrombocytopenia compared to using dialyzers with synthetic membranes³⁰⁻³²



PATIENTS WITH SENSITIVITIES TO OTHER TYPES OF DIALYZER MEMBRANE MATERIALS


GAMBRO NEPHRAL ST

DIALYZER

HFHD | HF | HDF | AFB-K

Specialized for high biocompatibility and adsorption

- High adsorptive capabilities may improve toxin removal efficiency³³
- Reduces risks associated with systemic heparinization because of its heparin-binding capabilities^{34,35}
- When combined with Acetate-Free Biofiltration Therapies, carries a lower long-term intradialytic hypotension rate and reduces systolic blood pressure by comparison with bicarbonate hemodialysis³⁶



PATIENTS WHO BENEFIT FROM MEMBRANE ADSORPTION CAPABILITIES


GAMBRO EVODIAL

DIALYZER

HFHD | HF | HDF

Specialized dialyzer for high bleeding risk patients^{35,37}

- The first heparin-grafted membrane
- Reduced albumin loss, compared with other membrane types³⁸
- Features a barrier to endotoxins
- Heparin grafted membrane minimizes bleeding in high risk patients



HIGH BLEEDING RISK PATIENTS AND PATIENTS WITH HEPARIN SENSITIVITIES (EXCLUDING HIT*)

* Heparin-induced thrombocytopenia


GAMBRO THERALITE

DIALYZER

HD

Specialized dialyzer for the removal of free light chain (FLC) proteins

- Developed for the removal of free light chain (FLC) proteins, that are overproduced in patients with Multiple Myeloma and can cause renal impairment^{39,40}
- Able to effectively remove large toxins up to 60 kDa, including FLCs, and provide positive treatment outcomes for patients with Multiple Myeloma disease^{39,41-47,a}
- A key adjunctive treatment in Multiple Myeloma Kidney therapy^{39,41,43,46}



PATIENTS THAT WOULD BENEFIT FROM FLC REMOVAL, SUCH AS MULTIPLE MYELOMA KIDNEY PATIENTS

^a Data from clinical study including THERALITE or HCO1100 (predecessor, 1.1m²)


THERANOVA

THERAPY ENABLER

HDx

HDF performance and beyond, as simple as HD⁴⁸

- Developed for an expanded removal of conventional and large middle molecules in HD mode⁴⁸
- Similar solute removal to high volume HDF; greater removal possible of larger molecular weight uremic toxins (>25 kDa)
- Significant intradialytic reduction in plasma levels for solutes up to 45 kDa, also at Q_b 300 ml/min
- Controlled removal of albumin



PATIENTS BELIEVED TO BENEFIT FROM GREATER REMOVAL OF LARGER UREMIC TOXINS

Do not use THERANOVA dialyzers for HDF or HF due to higher permeability of larger molecular weight proteins such as albumin.

ENSURING YOU HAVE THE TOOLS, TRAINING AND SUPPORT YOU NEED

Baxter offers the full portfolio of dialysis care treatment options. We are a full service provider offering product and service offerings in In-Center Hemodialysis, Home Dialysis, and renal therapy in Acute settings.

AT BAXTER WE ARE KNOWN FOR OUR DEDICATION AND COMMITMENT TO RENAL CARE CLINICS AROUND THE WORLD

We constantly strive to find new and ambitious ways of improving the care you give your patients. We understand that our services can play a key role in enabling you to complete your patients' treatments in a predictable, timely and structured manner.



TRAINING:

To ensure that everyone in your clinic understands their preferred dialyzer and the benefits it delivers, we provide you with*:

- In-person new product training
- Therapy training
- In-service training (webinars, seminars)



SUPPORT:

In addition to our local sales and expert clinical teams, Baxter offers your clinic support and information across a variety of mediums*:

- Technical support (call-in)
- Renal Clinical Helpline – offering real-time support during business hours
- On-site technical/repair services*



DELIVERY:

We have the capabilities of supporting your dialysis unit through our strong global supply chain, local distributors and delivery network*:

- Customer service (order support)
- Direct deliveries
- Dedicated sales and clinical teams

* Availability varies by country. Contact your local sales representative to understand your local service offerings.

1. Mauric A, et al. Poster presented at 50th ERA-EDTA congress. Istanbul (Turkey). 2013. [Poster SP401].
2. von Albertini, In-vivo measured b2m clearance in high-flux HD and HDF. Poster presented at ERA-EDTA 2013 congress.
3. Data on file. 2015. Calculations performed using the Gambro dose calculator tool. EUMP/MG135/15-0001
4. Bhimani JP, et al. Nephrol Dial Transplant 2010; 25:3990–3995.
5. Data on file. May 2013. Nilsson LG, Beck W and Bosch J. REVACLEAR White Paper. (USMP/MG3/140052).
6. Ronco C, et al. Nephrol Dial Transplant 2003; 18(Suppl 7):vii10–vii20.
7. REVACLEAR dialyzer priming guide 2009; (306150152_C).
8. Thijssen S, et al. Contrib Nephrol 2011;171:84–91.
9. Yousif AE, et al. Am J Biosci Bioengineer 2015; 3(2): 8–16.
10. Tielemans C, et al. Blood Purif 2002; 20:214–215.
11. Weber V, et al. Artif Organs 2004; 28(2):210–217.
12. Ertl T, et al. Blood Purif 2003; 21:358.
13. Schindler R, et al. Blood Purif 2006; 24:203–211.
14. Hulko M, et al. Poster presented at ERA-EDTA congress. London (UK). 2015. [Poster FB516].

15. Hoenich NA, et al. ASAIO J 2000; 46:70–75.
16. Krieter DH, et al. Artif Organs 2008; 32:547–554.
17. Joyeux V, et al. Int J Artif Organs 2008; 31(11):928–936.
18. Ouseph R, et al. Nephrol Dial Transplant 2008;23:1704–1712.
19. Lonnemann G, et al. Clin Nephrol 2009; 72:170–176.
20. Teehan G, et al. Blood Purif 2004; 22(4):329–337.
21. Goldstein SL, et al. Int J Artif Organs 2007; 30:321–324.
22. Warady BA, et al. Pediatric Dialysis. Chapter 19. Maintenance hemodialysis during infancy, 2012. Edited by Ullinski T, Cochat P
23. Souid M, et al. Blood Purif 2003; 21:360.
24. Meert N, et al. Nephrol Dial Transplant 2009; 24:562–570.
25. Baxter. POLYFLUX 2H Instructions for Use. 2014.
26. Baxter. POLYFLUX 6H Instructions for Use. 2014.
27. Leypoldt JK, et al. Kidney Int 1997; 51:2013–2017.
28. Grooteman M, et al. ASAIO J 1995; 41:215–220.
29. Kuragano T, et al. Blood Purif 2003; 21:176–182.
30. Olafiranye F, et al. Case Reports in Medicine 2011; Article ID 134295.
31. Posadas MA, et al. Hemodial Int 2011; 15:416–423.
32. Rodriguez MA & Moreno A. Consultant 2015; 55:817–818.

33. Thomas M, et al. Contrib Nephrol 2011; 173:119–129.
34. Chanard J, et al. Nephrol Dial Transplant 2008; 23:2003–2009.
35. Kessler M, et al. Semin Dial 2015; 28:474–489.
36. Tessitore, et al. Blood Purif 2012; 34:354–363.
37. Laville M, et al. Kidney Int 2014; 86:1260–1267.
38. Furuta M, et al. ASAIO J 2011; 57:293–299.
39. Boschetti-de-Fierro A, et al. Int J Artif Organs 2013; 36:455–463.
40. Hutchison CA, et al. Nat Rev Nephrol 2012; 8:43–51.
41. Hutchison CA, et al. Clin J Am Soc Nephrol 2009; 4:745–754.
42. Hutchison CA, et al. J Am Soc Nephrol 2007; 18:886–895.
43. Bachmann U, et al. NDT plus 2008; 1:106–108.
44. Zannetti BA, et al. Am J Hematol 2015; 90:647–652.
45. Villa G, et al. Blood Purif 2014; 38:167–173.
46. Dahal K, et al. Clin Nephrol 2013; 79:318–322.
47. Li Cavoli G, et al. Clin Kidney J 2012; 5: 80.
48. Kirsch AH et al. Nephrol Dial Transplant. 2017;32:165-172

Baxter Healthcare Corporation
One Baxter Parkway
Deerfield, IL 60015
USA
1-800-422-9837

Baxter, Gambro, Making Possible Personal, AN 69 ST, Evodial, Exeltra, MCO, Nephral ST, Polyamix, Polyflux, Poracton, Revaclear, Therallite and TheraNova are trademarks of Baxter International Inc. or its subsidiaries.